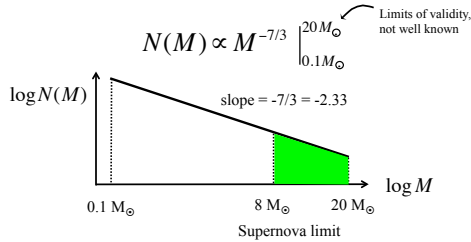


Lecture 9: Supernova Rates Star-Formation Efficiency, Yield

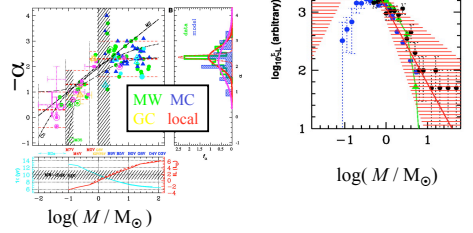
How many supernovae per year for each galaxy type ?
Use power-law IMF, Salpeter slope $-7/3 = -2.33$



“Universal” IMF (Kroupa 2002)

$$N(M) \propto M^\alpha$$

$$\alpha \sim \begin{cases} -7/3 & M > 1 M_\odot \\ -4/3 & 0.1 - 1 M_\odot \\ -1/3 & M < 0.1 M_\odot \end{cases}$$



Integrating a Power-Law IMF

Number of stars :

$$N = \int N(M) dM = A \int M^B dM = \frac{A}{B+1} M^{B+1} \quad (\text{if } B \neq -1)$$

Fraction of stars with $M > 8 M_\odot$ (for $B = -7/3$)

$$f_N = \frac{\text{number of SNe}}{\text{number of stars}} = \frac{\int_8^{20} M^B dM}{\int_{0.1}^{20} M^B dM}$$

$$f_N = \frac{\frac{A}{B+1} M^{B+1} \Big|_8^{20}}{\frac{A}{B+1} M^{B+1} \Big|_{0.1}^{20}} = \frac{M^{-4/3} \Big|_8^{20}}{M^{-4/3} \Big|_{0.1}^{20}} = \frac{0.018 - 0.063}{0.018 - 21.544}$$

Most stars at low-mass end!

500 stars --> 1 supernova!

$$\Rightarrow f_N = 0.2\%$$

SN Mass Fraction

Supernovae are rare, but each is very massive.

What fraction of the mass goes into SNe?

$$f_M = \frac{\int_8^{20} M \times M^{-7/3} dM}{\int_{0.1}^{20} M \times M^{-7/3} dM}$$

$$= \frac{M^{-1/3} \Big|_8^{20}}{M^{-1/3} \Big|_{0.1}^{20}} = \frac{0.37 - 0.50}{0.37 - 2.15}$$

Most of mass is in low-mass stars.

$$\Rightarrow f_M = 7.2\%$$

“Typical” SN Mass

Median mass:

$$\frac{1}{2} = \frac{\int_8^{\bar{M}_{SN}} M \times M^{-7/3} dM}{\int_8^{20} M \times M^{-7/3} dM} = \frac{\bar{M}_{SN}^{-1/3} - 0.50}{0.37 - 0.50}$$

$$\Rightarrow \bar{M}_{SN} = 12.2 M_\odot$$

Mean mass:

$$\langle M \rangle = \frac{\int_8^{20} M \times M^{-7/3} dM}{\int_8^{20} M^{-7/3} dM} = \frac{\frac{1}{-1/3} M^{-1/3} \Big|_8^{20}}{\frac{1}{-4/3} M^{-4/3} \Big|_8^{20}}$$

$$= \frac{4 \times (20^{-1/3} - 8^{-1/3})}{20^{-4/3} - 8^{-4/3}} = \frac{4 \times (0.37 - 0.50)}{0.018 - 0.062} = 12 M_\odot$$

SN Rates vs Galaxy Type

Spiral Galaxy: SFR: $\sim 8 M_\odot \text{ yr}^{-1}$. 7.2% have $M > 8 M_\odot$.

$$\Rightarrow (8 M_\odot \text{ yr}^{-1}) \times 0.072 \sim 0.6 M_\odot \text{ yr}^{-1} \text{ go into SNe}$$

SN rate:

$$\frac{0.6 M_\odot \text{ yr}^{-1}}{12.2 M_\odot} \sim \frac{1}{20} \text{ yr}^{-1} \quad (\text{fewer seen due to dust})$$

Irregular Galaxy: $\sim 10\times$ this rate during bursts (1 SN per 2 yr)!

No SNe between bursts.

SN Rates: Ellipticals

$t_* = 1$ Gyr e-folding time
 $t = 10$ Gyr age
 $\alpha = 0.95$ efficiency
 $M_0 = 10^{11} M_\odot$ total mass = initial gas mass

Gas consumption:

$$M_G(t) = M_0 e^{-t/t_*} = M_0 - \alpha M_S(t)$$

Star formation: $M_S(t) = \frac{M_0}{\alpha} (1 - e^{-t/t_*})$

$$\frac{dM_S}{dt} = \dot{M}_S = \frac{M_0}{\alpha} \frac{e^{-t/t_*}}{t_*} = \frac{(10^{11} M_\odot)}{(0.95)(10^9 \text{ yr})} e^{-10} = 5 \times 10^{-3} M_\odot \text{ yr}^{-1}$$

SN rate: $\frac{(0.072)(5 \times 10^{-3} M_\odot \text{ yr}^{-1})}{12.2 M_\odot} \approx 3 \times 10^{-4} \text{ yr}^{-1}$

3 SN per 10^5 yr. Negligible!

What Star Formation Efficiency α and Yields of H, He and Metals ?

$M_G = M_0$
 $M_S = 0$
 $X = 0.75$
 $Y = 0.25$
 $Z = 0.00$

$M_G = 0$
 $M_S = M_0$

$M_G = (1-\alpha)M_0$
 $M_S = \alpha M_0$
 $\alpha = ?$

$X = ?$
 $Y = ?$
 $Z = ?$

Estimates for efficiency α , yield in X, Y, Z

Assume:

- Type-II SNe enrich the ISM.
(Neglect: Type-I SNe, stellar winds, PNe,)
- Closed Box Model:
(Neglect: Infall from the IGM, outflow to the IGM)
- SN 1987A is typical Type-II SN.

Better models include these effects.

What do we know about SN 1987A?

SN 1987A

23 Feb 1987 in LMC

Brightest SN since 1604!


First SN detected in neutrinos.

Visible (14 \rightarrow 4.2 mag) to naked eye, in southern sky.

Progenitor star visible:
~20 Msun blue supergiant.

3- ring structure (pre-SN wind)

UV flash reached inner ring in 80 d.
Fastest ejecta reached inner ring in ~6 yr.
Fast ejection velocity $v \sim c/30 \sim 11,000$ km/s.
Slower (metal-enriched) ejecta asymmetric.



Star Formation Efficiency

Use SN 1987A to calculate α and yield.

SN 1987A: progenitor star mass = $20 M_\odot$
 remnant neutron star mass = $1.6 M_\odot$
 mass returned to the ISM = $18.4 M_\odot$

From IMF, 7.2% of M_S is in stars with $M > 8 M_\odot$

β = Fraction of M_S returned to ISM:

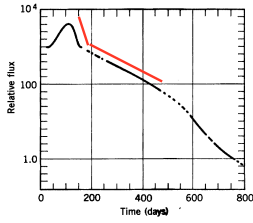
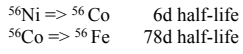
$$\beta = \frac{\text{mass returned to gas}}{\text{mass turned into stars}} = 0.072 \times \frac{18.4}{20} \approx 6.6\%$$

Star Formation Efficiency
 α = fraction of M_S retained in stars:

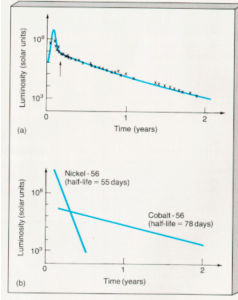
$\alpha = 1 - \beta = 93\%$

SN 1987A Lightcurve

Powered by radioactive decay of r-process nuclei.
Use to measure metal abundances in ejected gas.



Light curve of the Supernova from the first day of the visible outburst until May 18, 1989, some 800 days later.



X, Y, Z of ejecta from SN1987A

Initial mass $\sim 20 M_{\odot}$

NS mass $\sim 1.6 M_{\odot}$

Mass ejected $\sim 18.4 M_{\odot}$

$$\left. \begin{array}{l} \text{in H } 9.0 M_{\odot} \\ \text{He } 7.0 M_{\odot} \\ \text{Z } 2.4 M_{\odot} \end{array} \right\} = 18.4 M_{\odot}$$

$$\Rightarrow X = \frac{9}{18.4} \approx 0.49 \quad Y = \frac{7}{18.4} \approx 0.38$$

$$Z = \frac{2.4}{18.4} \approx 0.13$$