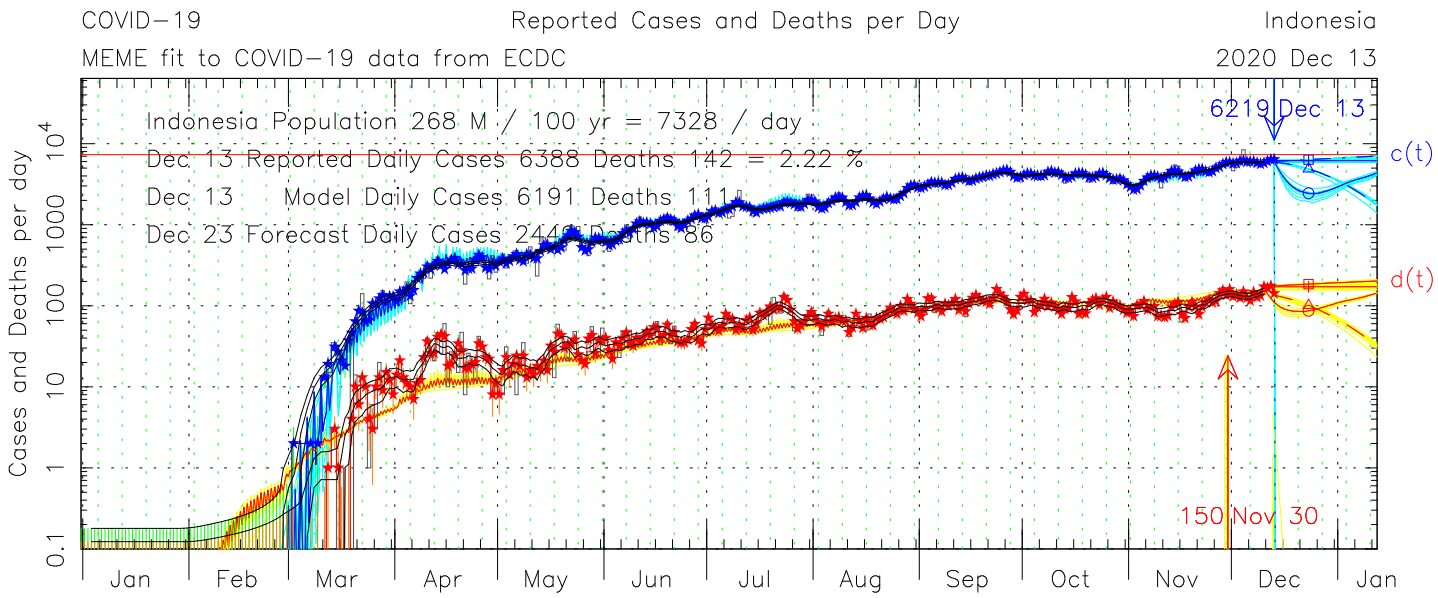
COVID−19
Reported Cases and Deaths per Day
Indonesia
MEME fit to COVID−19 data from ECDC
2020 Dec 13
Indonesia Population 268 M / 100 yr = 7328 / day
Dec 13 Reported Daily Cases 6388 Deaths 142 = 2.22 %
Dec 13 Model Daily Cases 6191 Deaths 111
Dec 23 Forecast Daily Cases 2440 Deaths 86
6219 Dec 13
c(t)
d(t)
150 Nov 30
Cases and Deaths per day
0.1
1
10
100
1000
10^4
Jan
Feb
Mar
Apr
May
Jun
Jul
Aug
Sep
Oct
Nov
Dec
Jan

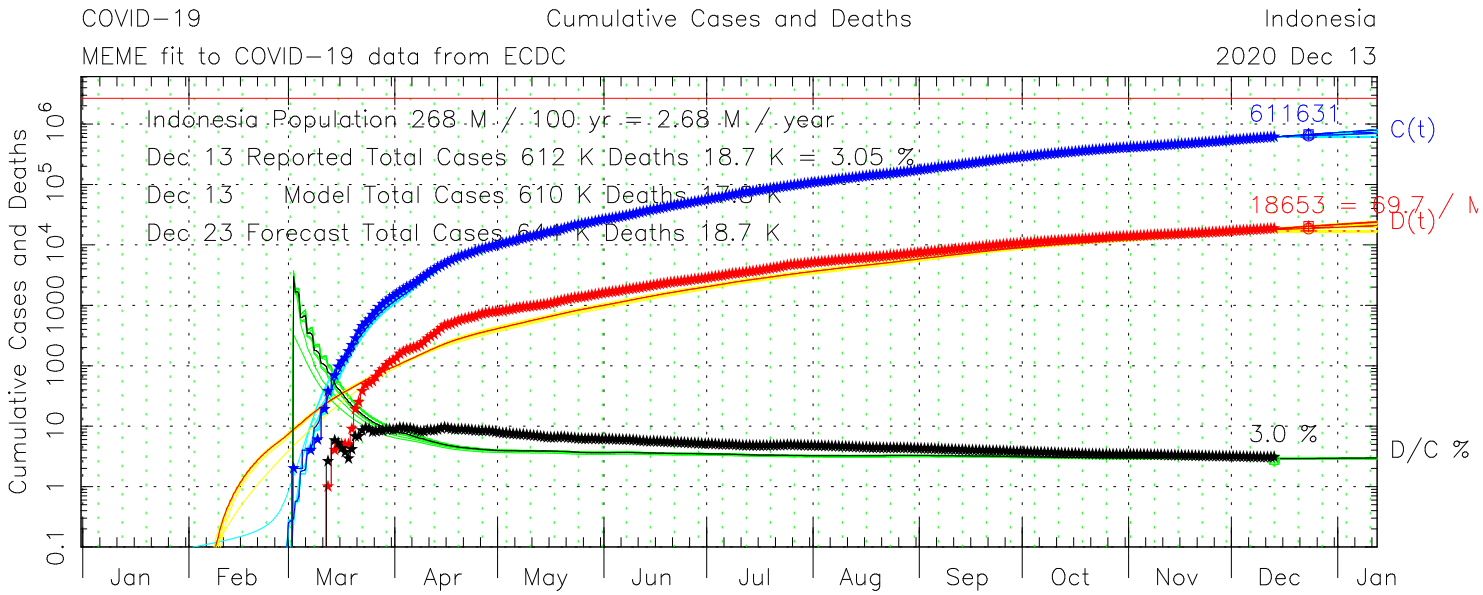
COVID−19
Cumulative Cases and Deaths
Indonesia
MEME fit to COVID−19 data from ECDC
2020 Dec 13
Indonesia Population 268 M / 100 yr = 2.68 M / year
Dec 13 Reported Total Cases 612 K Deaths 18.7 K = 3.05 %
Dec 13 Model Total Cases 610 K Deaths
Dec 23 Forecast Total Cases Deaths 18.7 K
611631
C(t)
18653 = 69.7 / M
D(t)
3.0 %
D/C %
Cumulative Cases and Deaths
0.1
1
10
100
1000
10^4
10^5
10^6
Jan
Feb
Mar
Apr
May
Jun
Jul
Aug
Sep
Oct
Nov
Dec
Jan

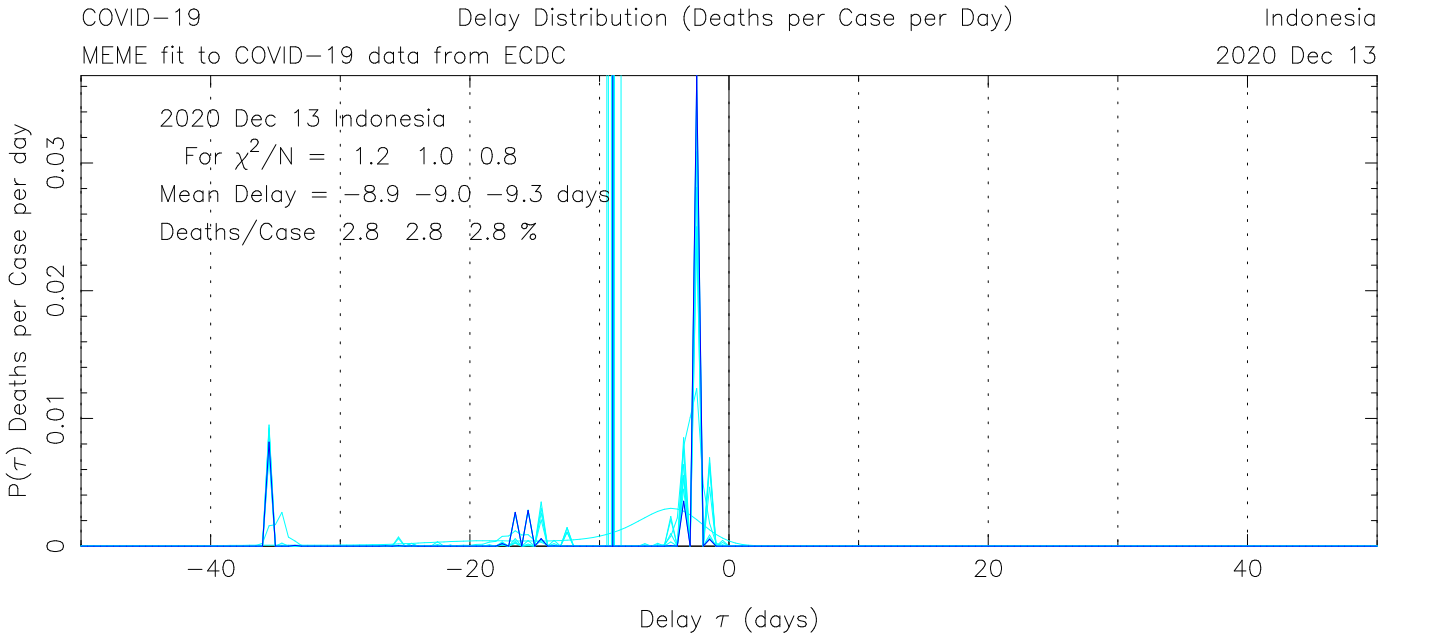
COVID−19
Delay Distribution (Deaths per Case per Day)
Indonesia
MEME fit to COVID−19 data from ECDC
2020 Dec 13
2020 Dec 13 Indonesia
For χ^2/N = 1.2 1.0 0.8
Mean Delay = −8.9 −9.0 −9.3 days
Deaths/Case 2.8 2.8 2.8 %
P(τ) Deaths per Case per day
0
0.01
0.02
0.03
−40
−20
0
20
40
Delay τ (days)