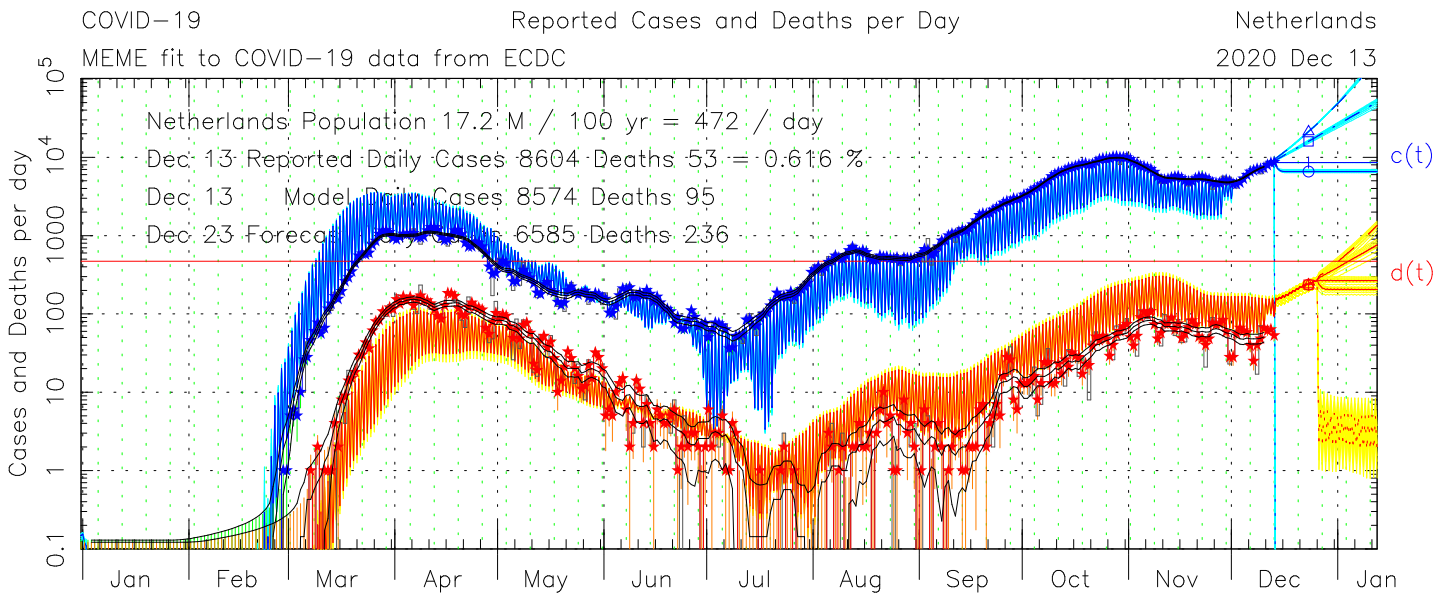
COVID−19
Reported Cases and Deaths per Day
Netherlands
MEME fit to COVID−19 data from ECDC
2020 Dec 13
Netherlands Population 17.2 M / 100 yr = 472 / day
Dec 13 Reported Daily Cases 8604 Deaths 53 = 0.616 %
Dec 13 Model Daily Cases 8574 Deaths 95
Dec 23 Forecast Daily Cases 6585 Deaths 236
c(t)
d(t)
Cases and Deaths per day
0.1
1
10
100
1000
10^4
10^5
Jan
Feb
Mar
Apr
May
Jun
Jul
Aug
Sep
Oct
Nov
Dec
Jan

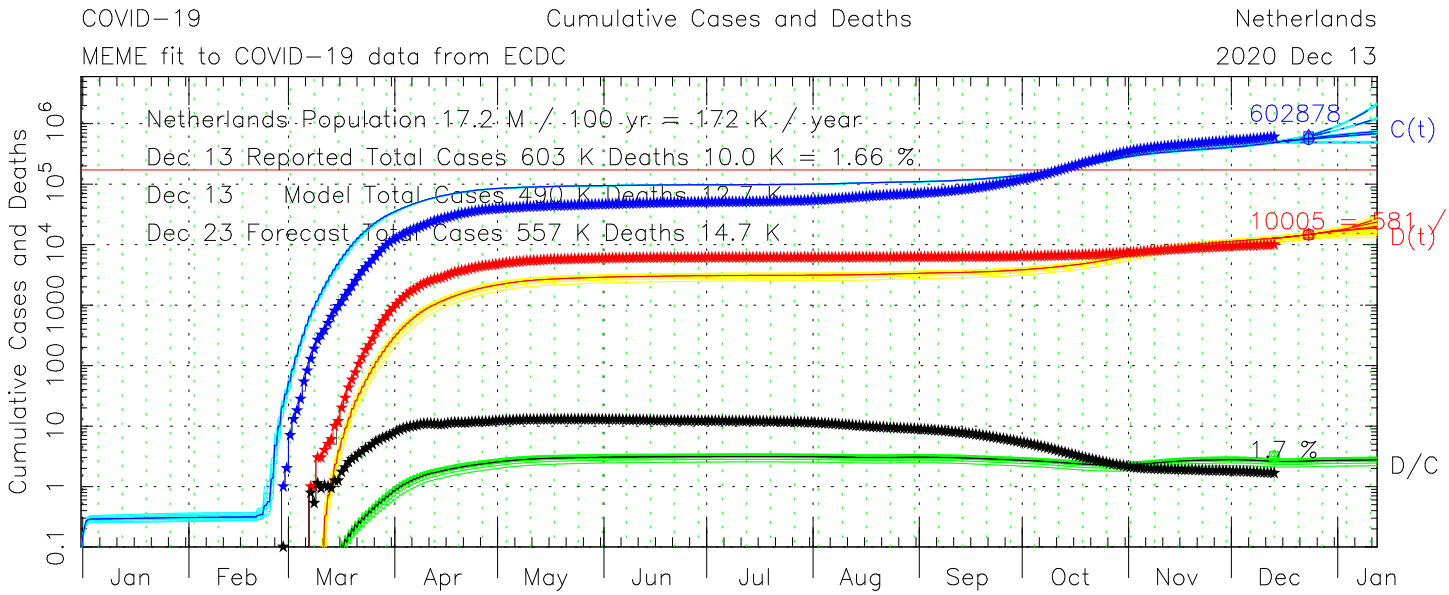
COVID−19
Cumulative Cases and Deaths
Netherlands
MEME fit to COVID−19 data from ECDC
2020 Dec 13
Netherlands Population 17.2 M / 100 yr = 172 K / year
Dec 13 Reported Total Cases 603 K Deaths 10.0 K = 1.66 %
Dec 13 Model Total Cases 490 K Deaths 12.7 K
Dec 23 Forecast Total Cases 557 K Deaths 14.7 K
602878
C(t)
10005 = 581 / M
D(t)
1.7 %
D/C %
Cumulative Cases and Deaths
0.1
1
10
100
1000
10^4
10^5
10^6
Jan
Feb
Mar
Apr
May
Jun
Jul
Aug
Sep
Oct
Nov
Dec
Jan

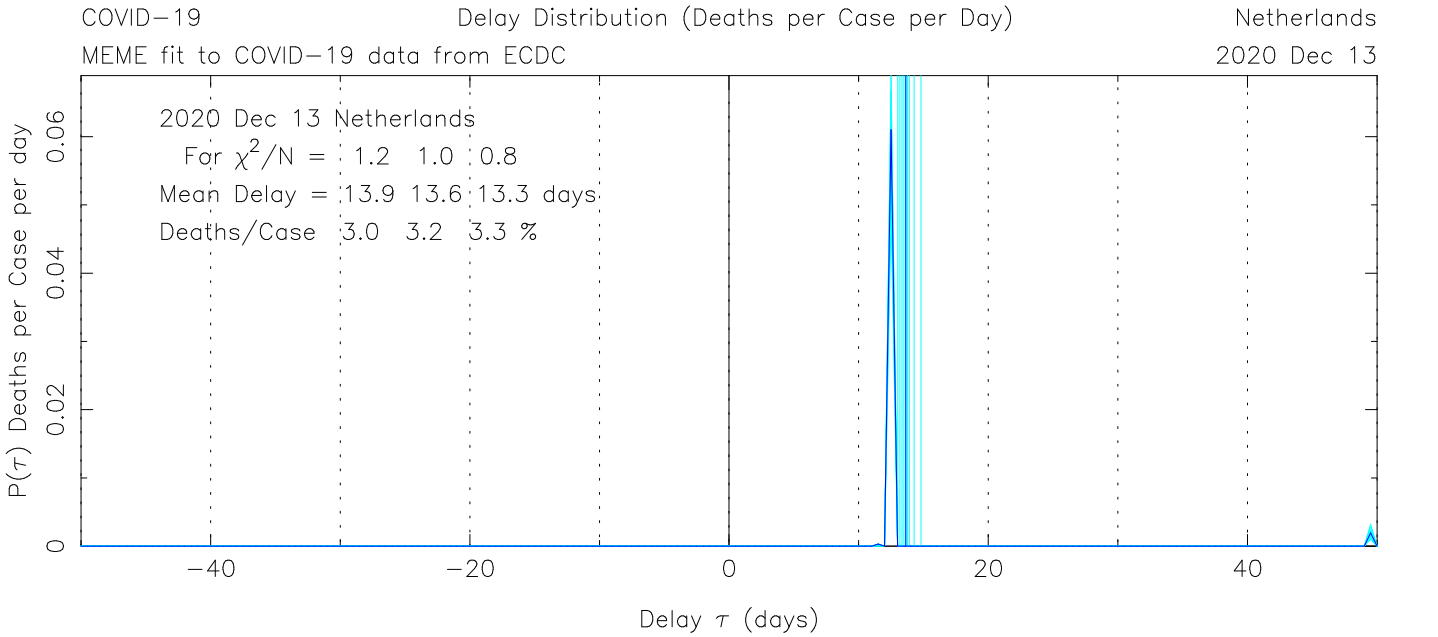
COVID−19
Delay Distribution (Deaths per Case per Day)
Netherlands
MEME fit to COVID−19 data from ECDC
2020 Dec 13
2020 Dec 13 Netherlands
For χ^2/N = 1.2 1.0 0.8
Mean Delay = 13.9 13.6 13.3 days
Deaths/Case 3.0 3.2 3.3 %
P(τ) Deaths per Case per day
0
0.02
0.04
0.06
−40
−20
0
20
40
Delay τ (days)